



KEMENTERIAN
SUMBER MANUSIA
JABATAN TENAGA MANUSIA



LAMAN EKSA JTM 2022

MANUAL KEPENGGUNAAN

EDITOR



KANDUNGAN

MODUL

MENU UTAMA

BANNER

MAIN CONTENT

AKTIVITI/PENGUMUMAN

GALERI

ZON EKSA

TATACARA

LOG MASUK

MUATNAIK DOKUMEN /
GAMBAR

BINA ARTIKEL

KAUNTER PELAWAT

AKTIVITI JAWATANKUASA



PAUTAN BERKAITAN

- LAMAN EKSA

- <https://myapps.jtm.gov.my/eksa>



EKOSISTEM KONDUSIF SEKTOR AWAM (EKSA) JABATAN TENAGA MANUSIA

UTAMA

PENGENALAN ▾

CARTA PERBATUAN

PELAN LANTAI

INDUK ▾

ZON ▾

RUJUKAN

PORTAL JTM

Selamat Datang

ke Sudut EKSA maya JTM



EKOSISTEM KONDUSIF SEKTOR AWAM

" KONDUSIF PRODUKTIF EFEKTIF "

PAUTAN BERKAITAN

- LAMAN ADMIN : EDITOR

- <https://myapps.jtm.gov.my/eksa/administrator/>

LAMAN EKSA JABATAN
TENAGA MANUSIA
Joomla Administrator Login

Need Support?

You can find help here:




Username

Please fill in this field

Password



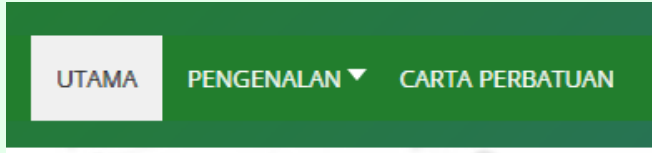
 Web Authentication

Log in



MAIN CONTENT

MODUL




MENU UTAMA



BANNER

AKTIVITI/PENGUMUMAN





ZON EKSA

ZON: AMETHYST (UNGU)


NAMA ZON: AMETHYST (UNGU)

Ketua Zon	Puan Jurnaina Binti Husin Chua
Timbalan Ketua Zon	Puan Noor Havati Binti Halimi
Fasilitator	Puan Nor Faizah Binti Abdul Karim
Penyelaras	Puan Siti Norhidayah Binti Umar
JK Latihan	Puan Nur Athiah Binti Che Udin
JK Promosi	Encik Mohd Azmi Bin Jamaludin

ZON EKSA

Kaunter Pelawat

Hari Ini	3
Semalam	8
Minggu Ini	27
Bulan Ini	131
Semua	561



AKTIVITI JAWATANKUASA

- AKTIVITI JAWATANKUASA**
- AUDIT
 - LATIHAN
 - PROMOSI
 - KESERAGAMAN (STANDARD)
 - KESELAMATAN
 - INDUK



EKOSISTEM KONDUSIF SEKTOR AWAM (EKSA) JABATAN TENAGA MANUSIA

HEADER

FOOTER



LOG MASUK EDITOR DASHBOARD

LAMAN EKSA JABATAN
TENAGA MANUSIA
Joomla Administrator Login

Need Support?

You can find help here:

- [Joomla! Support Forum](#)
- [Joomla! Documentation](#)




Username

Please fill in this field

Password

Please fill in this field

 Web Authentication

Log in

[Forgot your login details?](#)



EDITOR DASHBOARD

Toggle Menu

Home Dashboard

Content >

Components >

Help

Site



Articles



Media

Popular Articles

Title	Hits	Date
PELAN LANTAI	27	2021-12-29
LOGO DAN MAKNA	24	2021-12-24
CARTA PERBATUAN	14	2021-12-29

Logged-in Users

Name	Location	Date
NOORAZMI BIN PAWIT	Administration	2022-01-19 08:21
Zailawani bt Mukhtar	Administration	2022-01-19 08:04
MOHAMAD AZMI BIN JAMALUDIN	Administration	2022-01-19 08:19
ROSTAM BIN HAMZAH	Administration	2022-01-19 08:13
ROSMIATI BINTI AHMAD	Administration	2022-01-19



CREATE ARTICLES

The screenshot shows the Joomla! Home Dashboard. The left sidebar contains navigation links: Toggle Menu, Home Dashboard, Content, Components, and Help. The main content area is titled 'Home Dashboard' and features a 'Site' section with two tabs: 'Articles' (highlighted in red) and 'Media'. Below this is a 'Popular Articles' table. On the right, there is a 'Logged-in Users' table. A red box and arrow point to the 'Articles' tab with the text 'Tab untuk create artikel'.

Home Dashboard Joomla! 4.0.5 LAMAN EKSA JABATAN TENAGA MA... User Menu

Site

Articles Media

Popular Articles

Title	Hits	Date
PELAN LANTAI	27	2021-12-29
LOGO DAN MAKNA	24	2021-12-24
CARTA PERBATUAN	14	2021-12-29

Logged-in Users

Name	Location	Date
M... Administration		2022-01-19 08:21
Z... Administration		2022-01-19 08:04
M... Administration		2022-01-19 08:19
JAMALUDIN	Administration	2022-01-19 08:13
ROSTAM BIN HAMZAH	Administration	2022-01-19 08:13
ROSMIATI BINTI AHMAD	Administration	2022-01-19

Tab untuk create artikel



CREATE ARTICLES

Save Save & Close Cancel

Help

Title *

1. Ruangan untuk
masukkan tajuk

4. Tekan butang
Save untuk simpan
data

Alias

Auto-generate from title

The Alias will be used as part of the URL.

2. Pilih Kategori artikel
menikut zon atau
jawatankuasa yg diwakili

Options Publishing

3. Ruangan content / artikel

Status

Published

Category *

Uncategorised

Featured

Edit Insert View Format Table Tools

CMS Content B I U S Paragraph



UPLOAD MEDIA

The screenshot shows the Joomla! administrator interface. The top navigation bar includes the Joomla! logo, 'Home Dashboard', version '4.0.5', the site name 'LAMAN EKSA JABATAN TENAGA MA...', and a 'User Menu' dropdown. The left sidebar contains 'Toggle Menu', 'Home Dashboard', 'Content', 'Components', and 'Help'. The main content area is divided into several sections:

- Site:** A horizontal navigation bar with 'Articles' and 'Media' tabs. The 'Media' tab is highlighted in dark blue, and a red arrow points to it from a red callout box.
- Popular Articles:** A table listing popular articles with columns for Title, Hits, and Date.
- Logged-in Users:** A table listing active users with columns for Name, Location, and Date.
- Recently Added Articles:** A table listing recently added articles with columns for Title, Author, and Date.

A red callout box with the text 'Tab bagi upload Media.' points to the 'Media' tab in the Site section.

Title	Hits	Date
PELAN LANTAI	27	2021-12-29
LOGO DAN MAKNA	24	2021-12-24
CARTA PERBATUAN	14	2021-12-29
VISI DAN MISI	9	2021-12-29

Name	Location	Date
MOHAMAD AZMI JAMALUDIN		2022-01-19 08:33
ROSTAM BIN HANZAN	Administration	2022-01-19 08:27
ROSMIATI BINTI AHMAD	Administration	2022-01-19 08:36

Title	Author	Date
Minit Mesyuarat	Zawawi	2022-01-12

https://myapps.jtm.gov.my/eksa/administrator/index.php?option=com_media



UPLOAD MEDIA

The screenshot shows the Joomla! Media Manager interface. The left sidebar contains a menu with items like 'Toggle Menu', 'Home Dashboard', 'Content', and 'Media'. The main area displays a file manager view with folders like 'banners', 'galeri', and 'headers', and files like 'Aras8.png', 'BIRU.png', and 'Carta EKSA L...'. Red callout boxes with arrows point to specific UI elements: 'Butang untuk Create New Folder' points to the 'Create New Folder' button; 'Butang untuk Delete' points to the 'Delete' button; 'Butang bagi upload media' points to the 'Upload' button; 'Menu Tab bagi Media' points to the 'Media' menu item in the sidebar; and 'Ruangan paparan folder dan files bagi media. Boleh upload media mengikut folder zon/jawatankuasa diwakili' points to the main file view area.

Buttons and annotations:

- Butang untuk Create New Folder
- Butang untuk Delete
- Butang bagi upload media
- Menu Tab bagi Media
- Ruangan paparan folder dan files bagi media. Boleh upload media mengikut folder zon/jawatankuasa diwakili



THANK YOU

“ KonduSif
Produktif Efektif “